


# Thank you for joining us.....



**01**

## **Meet & Greet**

Icebreaker Activity

**02**

## **Family School Partnerships**

Why they are important to student and school success.

**03**

## **Review Guidebook & Timeline**

School year responsibilities and available resources

**04**

## **Feedback and Questions**

Brainstorming, comments, and Q&A

# Icebreaker

What's my name?



Let's face it... taking turns to say your name out loud, in a new group of people is hardly an effective way to remember everyone's name. Experts say that the rules of association can overcome this hurdle. Think of an adjective that starts with the first letter and share it with the group, along with why you chose the word.



**Melissa | Mercurial**

The stars support my personality in this way, as a Gemini, I am a natural communicator. I have many sides, and can see value and merit of all sides of an issue.



# Family Partnerships

The role they play in student success and school improvements.

# Family-to-Family Partnerships

Why they matter and how your role supports Alki's school improvement goals.

01

Improves School Climate  
& Student Outcomes

02

Social Emotional Gains  
for Children & Families

03

Connecting Families to  
Community Services

04

Builds the Community's  
Collective Capacity

05

Leads to Systematic  
School Improvements



## Starring Role

Your role supports Alki's Continuous School Improvement Plan (CSIP). Your welcoming all families into their child's classroom better positions Alki to make systematic school improvements. A welcoming school climate is considered an important piece of the framework leading to school improvements.

# Why family engagement?

Improved student outcomes: Regardless of socioeconomic, present performance, language, or background.

**Higher Grades**  
Students with engaged families earn higher grades and test scores.



**Attendance**  
Students have good or improved attendance when families are engaged.



**Social Skills**  
Students show improved social skills and coping mechanisms.



**More Likely to Graduate**  
With an engaged family, students are more likely to graduate and attend postsecondary education.



**Less Likely to Bully**  
Students whose families are engaged are less likely to bully peers.

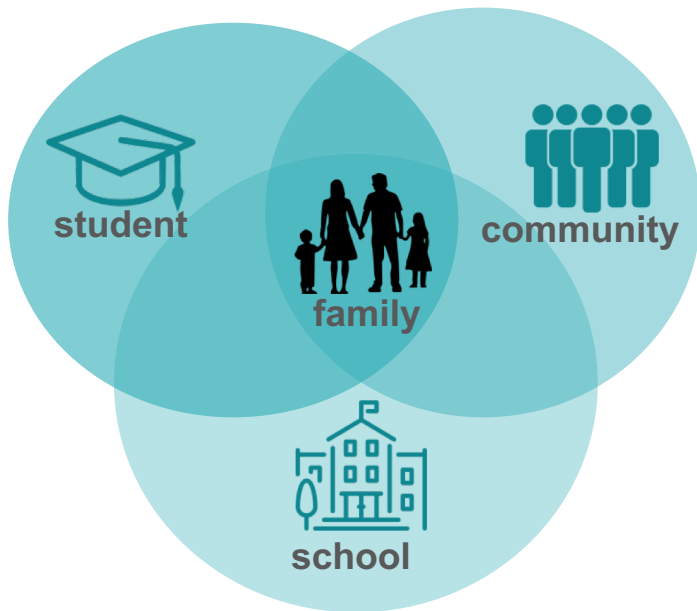


**Improved Behavior**  
When families engage at school, student behaviors improve at home.



# A closer look at family engagement..

Families can collaborate with one or more spheres at any given time (including each other!).



**The more spheres overlap, the greater impacts for student success.**

---

Bringing community partners into schools to learn how to access services or to develop skills is an efficient and effective method to engage families.

# Welcoming All Families

Room Representatives are Ambassadors for a welcoming school climate



## Welcoming Climate

Family friendly atmosphere

Personal relationships

Many volunteering options

Accepting all parent's help

Clear school signage



## Welcoming Community

Respect all families

Remove economic participation obstacles

Ensure programming is accessible to all

Explore family resource options

Translate documents

## Program Supports

**PTA Leaders:** Establish a welcoming committee, greet parents at events, offer child care at all events, sit with someone you haven't met yet.

**School Leaders:** Work to establish guidelines to engage staff, set up parent help desk, be accessible and available, show families their experience is valued.



# Guidebook Review

Overview of the program and the tools available to you as you support your teacher, students, and families.



# Room Representative Guidebook

Review content, identify stakeholders, and access tools and services to support your role.

01

## Program Overview

Supports teacher, family, student partnerships. Builds family-to-family relationships and community.

02

## Sharing Responsibility

Delegate responsibility. You should not shoulder all the work, all families should be invited to participate.

03

## Volunteering

Requirements of Seattle Public Schools for volunteering with children in the classroom.

04

## The Teacher

Meet your teacher to discuss their needs and preferred approach, class calendar, Teacher Favorites.

05

## Forms & Templates

Sample documents to help you collect and share information regarding your classroom's activities.

06

## Tools & Resources

Available tools to organize and support your classroom needs.

# Vision Statement

## Alki's Room Representative Program



The goal of this program is to support Alki's family-school partnerships with teachers, students, and families. Each class will have a unique process outlined by the teacher at the beginning of the year. However, all Room Representatives will support family to family relationships within your classrooms and grade bands.



## The Alki Way

Always be responsible, Let kindness be your guide, Keep yourself and other safe, Inspire respect and pride!

# Year in Review

Planning for the school year



## September - October

Meet teacher, curriculum night, introduction letter, complete roster, schedule grade band potluck, volunteering needs, class funds.

## January - February

Welcome families back from Winter break, share upcoming class engagement opportunities, fill any volunteering needs for class.

## May - June

Organize families for teacher appreciation week celebration, start collection for end of year gift, consider an end of year playdate.

## November - December

Share teacher favorites and discuss holiday gift, consider scheduling a group playdate over winter break, check in with teacher re: needs.

## March - April

Half way there! Good time to check if there are any supplies needed for the classroom, and if any field trips are planned before end of year.

## End of Year Survey

Alki's Room Rep Coordinator, Mel Spiker, will send an end of year survey to complete and share ideas and thoughts about program..

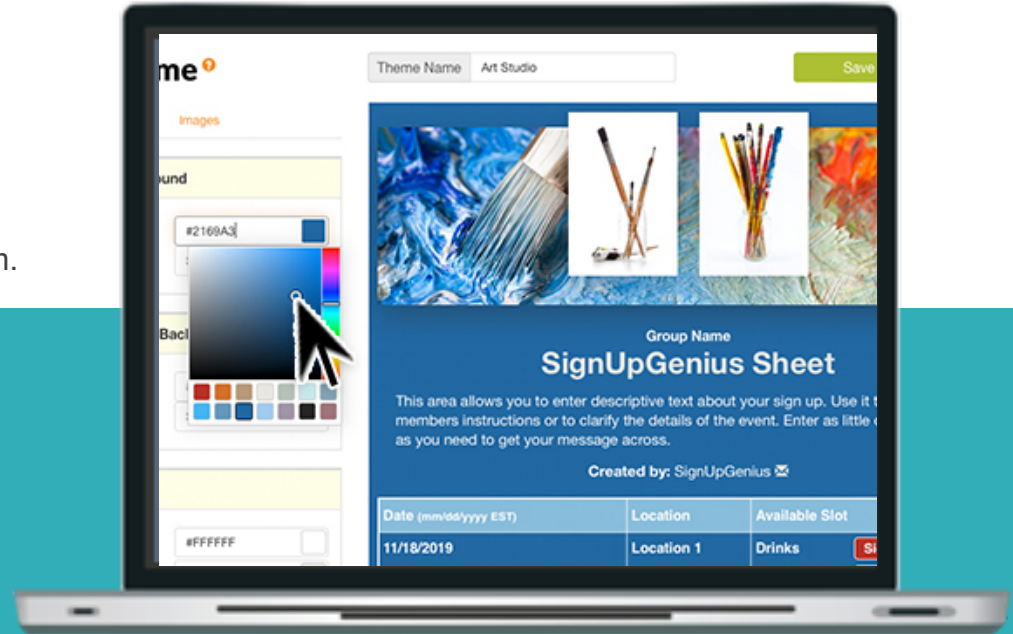
# Signup Genius Features

Go digital with your coordinating your volunteers



**Signup Genius.** A powerful tool to help manage the coordination of your classes volunteering needs. You can host one page that houses all volunteer opportunities, or create one when the need arises. Discuss with your teacher their anticipated needs for volunteers in the classroom.

All families may not have access to online resources, please be sure to invite participation via Kid Mail, phone call, text messaging. Meet families with their preferred methods of communication.



# Photographic Memories

Represent your classroom in the pages of Alki's yearbook

## A Picture Says a Million Words

Don't forget to ask someone to take pictures..

At the end of the year, Alki needs photos of students engaged in various activities. Classroom photos during special events, or a classmate receiving an award at an assembly. Playground pictures and lunchroom shenanigans are crowd favorites too. Photos of community events, class playdates or potlucks are great too.

Everyday pics of crosswalk guards, or line up at the school bell, if you snap one of the our mascot, the seagull, interacting with kids.. Golden! Please collect and forward them to the yearbook coordinator towards the end of the year.

**Pictures of class events**  
For use on their class page of yearbook.

**Pictures on the playground**  
For use on the grade band page

**Pictures of playdates and community**  
Consider starting a private social media page

**Pictures of School Spirit**  
Snap photos of your class wearing Alki gear

# Improvement Based Mindset

Please share your experiences and ideas to improve the program next year.

**What you saw...**



**We value your experiences.**

Witness a success?  
Please share them with our community.

**What you think...**



**We will listen to your ideas.**

The people doing the work,  
know what's best for the program.

**What you feel....**



**We are here to support you.**

Your role shouldn't be a burden,  
let us know if you need help.





# Thank you

We appreciate your time and commitment to strengthen our school partnerships.